




ELSEVIER

Contents lists available at SciVerse ScienceDirect

Ecotoxicology and Environmental Safety

journal homepage: www.elsevier.com/locate/ecoenv

PCB bioaccumulation in three mullet species—A comparison study

Joana Baptista^{a,*}, Pedro Pato^{b,c}, Sílvia Tavares^a, Armando C. Duarte^b, Miguel A. Pardal^a^a CFE, Center for Functional Ecology, Department of Life Sciences, University of Coimbra, Apartado 3046, 3001-401 Coimbra, Portugal^b Department of Chemistry & Center for Environmental and Marine Studies (CESAM), University of Aveiro, 3810-193 Aveiro, Portugal^c School of Technology and Management, Polytechnic of Viana do Castelo, Avenida do Atlântico, 4900-348 Viana do Castelo, Portugal

ARTICLE INFO

Article history:

Received 21 February 2013

Received in revised form

16 April 2013

Accepted 17 April 2013

Available online 2 June 2013

Keywords:

PCBs

*Chelon labrosus**Liza aurata**Liza ramada*

Bioaccumulation

Public health

ABSTRACT

Polychlorinated biphenyls (PCBs) are lipophilic contaminants that tend to accumulate in organisms. PCBs were detected in *Chelon labrosus*, *Liza aurata* and *Liza ramada*, along different age groups. *L. ramada* presented the highest concentration, and it increased with age, whereas *C. labrosus* and *L. aurata* concentration remained constant. *L. ramada* high concentration can be attributed to its ecological niche, since this species is able to accumulate PCBs along its different age groups even in low environmental contamination conditions. PCBs 101, 118, 138, 149, 153, 170 and 180 were the congeners that more contributed to these species contamination, being PCB 138 and 153 the congeners with higher concentration. Mulletts are edible in many countries, being important in fisheries and aquaculture. *L. ramada* is the most common mullet for capture and human consumption. All species presented concentrations below the regulation limit establish by the European Union, and therefore safe for human consumption.

© 2013 Elsevier Inc. All rights reserved.

1. Introduction

Polychlorinated biphenyls (PCBs) have been an environmental concern for many years, due to their high toxicity and bioaccumulative properties (Bodiguel et al., 2009). PCBs are widely spread in the environment, and can accumulate in organisms (Masmoudi et al., 2007). PCBs are considered dangerous pollutants, given a broad spectrum of toxicological responses, including immunotoxicity, endocrine disruption and tumor and carcinoma development (Bodiguel et al., 2009). Therefore, it is important to measure PCBs, in order to determine the quality status of the environment.

Fishes are often used as indicators of contamination in coastal systems, because they are relatively large and easy to identify (Coelhan et al., 2006; Tavares et al., 2011). Many authors pointed out that the consumption of fish contaminated by PCBs increases the risk for human contamination (Fu and Wu, 2005; Matthiessen and Law, 2002; Ulbrich and Stahlmann, 2004). So, obtaining information on organochlorine concentration and bioaccumulation in fish is essential given the importance for public health.

The Mugilidae family can be found in estuaries, coastal waters and rivers (Almeida, 1996), due to its food plasticity. They are omnivorous and detritivorous consuming a wide selection of food items (Boglione et al., 2006; Zouiten et al., 2008). Mugilidae have the advantage of using food resources provided by the primary producers, and

therefore contribute decisively to the energy and organic matter flux in the estuarine ecosystem (Almeida, 2003). Mullet species play an important role in the world fisheries and aquaculture (Masmoudi et al., 2007; El-Halfawy et al., 2007; Mousa, 2010).

The presence and distribution of PCBs in edible fish is important not only for public health, but also from an ecological perspective. Many studies regarding contaminants have been made in mullet species (Baker et al., 1998; Bilbao et al., 2010; Tavares et al., 2011), but only a few studies have been made for PCBs, for *Liza aurata* (Masmoudi et al., 2007; Licata et al., 2003), *Liza ramada* (Bocquené and Abarnou, 2013) or *Chelon labrosus* (Narbonne, 1979). Moreover there are no studies regarding PCBs along different age groups in the three species. So, the purpose of this work was to assess PCB contamination in three Mugilidae species: thinlip gray mullet (*L. ramada*, Risso 1810), golden gray mullet (*L. aurata*, Risso 1810) and thicklip gray mullet (*C. labrosus*, Risso 1827). Accordingly, some questions were addressed: (a) Do these species bioaccumulate PCBs along their different age groups?; (b) Are there differences between species in the accumulation patterns?; (c) Which congeners have higher contribution for PCB contamination?; (d) Is the size/age of the fish important, concerning public health?

2. Methods

2.1. Sampling location

The Mondego estuary is a small estuary located in the western coast of Portugal (40°08'N, 8°50'W), with an area of 8.6 km² (Fig. 1). The estuary comprises two arms,

* Corresponding author. Fax: +351 239 823603.

E-mail address: joana.baptista@student.biologia.uc.pt (J. Baptista).

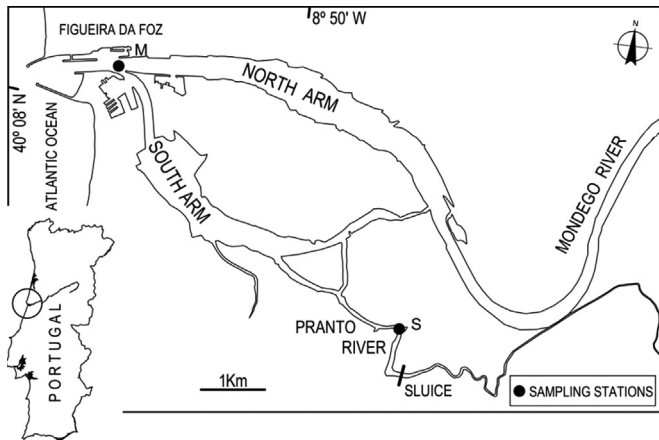


Fig. 1. Locations of the sampling sites in Mondego estuary.

the north and the south arm, separated at about 7 km from the shore joining again near the mouth of the estuary. The north and the south arm have distinct hydrologic characteristics. The north arm is deeper with 5–10 m of water column in high tide and 2–3 m tidal range. It is dredged frequently to maintain its depth, due to harbor activities. The south arm is shallower with 2–4 m deep in high tide and 1–3 m tidal range. The water circulating in the south arm is mainly depending on the tides and on small fresh water input from the Pranto River. The Mondego estuary is a well described system and poorly contaminated, regarding PCBs (Vale et al., 2002). In this scenario of low environmental contamination it is important to understand how fish species accumulate PCBs along their lifespan and specifically the ones that are consumed by humans reaching considerable prices in some markets.

2.2. Sampling and laboratory work

Three species of mullets were caught in the Mondego estuary: *C. labrosus*, *L. aurata* and *L. ramada*. Fishes and surface sediments (0–5 cm depth) were collected from September 2007 to April 2008 at the south arm (mainly juveniles, and adults from *L. aurata* and *L. ramada*) and at the mouth (mainly *C. labrosus* adults) (Fig. 1). In each location a sediment composite sample (from four sub-samples) was collected to increase the representativeness of the sampling locations. Surface sediments were composed mainly of mud and silt. After sampling 10 g of sediment were taken into the laboratory, where they were freeze-dried, homogenized and stored at -20°C until analytical procedure. Regarding fish, a traditional beach-seine net was used to catch the younger fish, and a trammel net was used to catch the older fishes. Fishes were taken into the laboratory where they were weighted (g) and measured (cm) before collecting muscles samples. Fishes were aged using scales analysis. For each species and age three individuals were stored and analyzed for PCBs. For PCB analysis 3 g (dw) of muscle was used. Due to the lack of material some samples were analyzed as composite samples with three individuals. For *C. labrosus* were used individuals from 2+ to 8+ years, for *L. aurata* from 0+ to 4+ years and for *L. ramada* from 3+ to 11+ years. Due to the lack of material for PCB analysis, age 10+ of *L. ramada* and age 6+ of *C. labrosus* were not determined. After laboratory processing, samples were freeze-dried (Snijders scientific), homogenized and stored in freezer (-20°C), until the analytical procedure.

2.3. PCBs analysis

The method was described in detail by Baptista et al. (2013). Briefly, sediments were Soxhlet-extracted with a hexane/acetone mixture, the extract was treated with activated copper and further cleaned through solid phase extraction (SPE) in two steps: first with alumina and neutral silica and secondly with acid silica gel. Fish muscles were extracted by sonication with hexane/acetone and the extract was submitted to a cleanup with sulfuric acid, followed by SPE with Florisil. PCBs quantification was carried out on a gas chromatograph equipped with a MDN-12 silica capillary column (30 m \times 0.25 mm \times 0.25 μm) coupled to a mass spectrometry detector (GCMS-QP5050A, Shimadzu). Total PCB content dry weight (ng g^{-1} , dw) was based on the summed concentrations of the twelve congeners analyzed ($\Sigma_{12\text{PCBs}}$) (IUPAC nos. 18, 28 and 31-tri; 44 and 52-tetra; 101 and 118-penta; 138, 149 and 153-hexa; 170 and 180-hepta). Within these congeners, six of them are considered as biological indicators to assess marine pollution, by the European Union ($\Sigma_{6\text{ICES}}$ 28, 52, 101, 138, 153, and 180) (Commission of the European Communities, 1999).

For quality assurance and quality control of the PCBs quantification method, contamination was evaluated by blank controls and results were always below

detection limit. The recoveries of the analytical method for the analyzed congeners were tested by analysis of spike samples and the recoveries mean was 98 percent (standard deviation of eleven percent). Reproducibility was calculated on replicate analysis giving an overall variability lower than twenty percent. The detection limits for individual PCBs ranged between 0.1 and 1.0 ng g^{-1} (dw).

2.4. Statistical analysis

To detect differences in PCB concentration and in the lipid content of the different age classes a linear regression was performed (SigmaPlot 11.0). To detect differences in the concentration of all species a Kruskal–Wallis one-way analysis of variance on ranks was performed. Afterward, an All Pairwise multiple comparison, Dunn's test, was applied in order to detect differences between each species. To detect differences between lipids of all species a one-way ANOVA was developed using the average lipid percentage for the three species (SigmaPlot 11.0). A data square-root transformation was applied to the data. A multidimensional scaling (MDS) analysis (Primer 6 β) was performed to detect differences between the mullet species concentration. The MDS analysis was performed using the congeners' concentration of each species. A SIMPER analysis (Primer 6 β) was used to detect differences in the congeners' distribution of each species. This analysis was performed using the Bray–Curtis similarity, with a cut-off of 90 percent, and the congeners' concentration of each species' age. A five percent significance level was used for all the analyses.

3. Results

3.1. PCB analysis in the abiotic and biotic compartment

Sediments from the Mondego estuary presented low PCB concentration, with M station presenting a concentration ($\Sigma_{12\text{PCBs}}$) of 2.6 ng g^{-1} (dw) and the south arm a concentration of 1.4 ng g^{-1} (dw).

C. labrosus PCB concentration varied between 1.6 and 8.4 ng g^{-1} (dw), *L. aurata* concentration varied between 3.3 and 6.4 ng g^{-1} (dw) and *L. ramada* concentration varied between 8.8 and 52.3 ng g^{-1} (dw) (Fig. 2A). *L. aurata* and *L. ramada* concentration presented significant differences ($R^2=0.976$, $p=0.012$ and $R^2=0.869$, $p=0.002$, respectively), along their different age groups. On the other hand *C. labrosus* PCB concentration did not present significant differences ($R^2=0.0093$, $p=0.856$). *L. aurata* age 0+ PCB concentration were below the detection limit, and therefore not able to be quantified.

L. ramada had the highest concentrations among the three mullet species and greatly increased along different age groups. According to the Kruskal–Wallis test each species concentration presented significant differences ($p=0.002$). An All Pairwise test revealed differences between *L. ramada* vs. *L. aurata* and *C. labrosus* (post hoc test, $p < 0.05$). On the other hand, *L. aurata* vs. *C. labrosus* did not present significant differences (post hoc test, $p > 0.05$).

Regarding lipids, no relation was found between lipid and age ($R^2=0.456$, $p=0.066$; $R^2=0.018$, $p=0.867$; $R^2=0.456$, $p=0.141$, for *L. ramada*, *L. aurata* and *C. labrosus*, respectively). According to the one-way ANOVA no significant differences were found between lipid content of the three species ($p=0.523$) (Fig. 2B).

In the MDS analysis the three species were positioned according to their concentration. *L. ramada* older individuals presented higher concentration, therefore were separated from the other species (Fig. 3). Until age 6+ *L. ramada* was included in the same group as *L. aurata* and *C. labrosus*, since they presented similar concentrations (Fig. 3). Due to the low concentration of *C. labrosus* at age 2+, this age was separated from the other groups (Fig. 3). According to the SIMPER analysis higher chlorinated congeners were the congeners that more contributed for the mullet species contamination (Table 1).

CB 118 was the only congener analyzed considered as a dioxin-like PCB. Both *L. aurata* and *C. labrosus* presented values lower than 0.5 ng g^{-1} (dw), while *L. ramada* presented higher concentration varying between 0.5 and 6.5 ng g^{-1} (dw) (Fig. 4A). *L. ramada* PCB

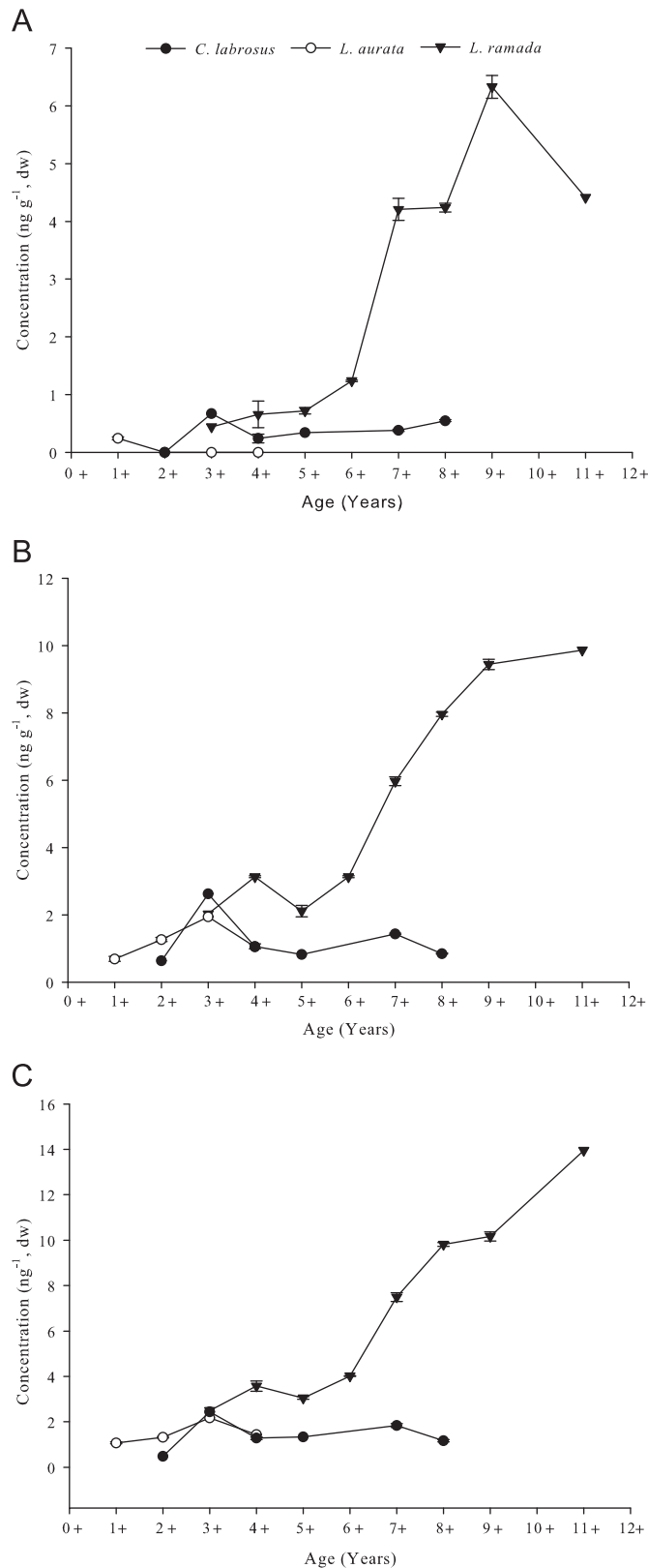


Fig. 4. Concentrations of congeners 118 (A), 138 (B) and 153 (C) in different age groups of the three mullet species (standard deviation between brackets).

key role in the metabolic pathways involved in the bioaccumulation of PCBs by the fish species.

Mugilidae species can live for a long period of time, *L. ramada* reported age is around 10 years, *C. labrosus* reported age is

estimated to be 25 years. No information regarding *L. aurata* is available (<http://www.fishbase.org>, 2013). Mulletts can run long distances in short periods of time eventually moving out of the estuarine systems, or remain inside particularly around urban sewages discharge (Antunes et al., 2007), leading to a high uptake of contaminants (Masmoudi et al., 2007).

Only juveniles' mullet species presented similar PCB concentration, which can be explained by the fact that the three species juveniles spent a part of their life in the same environment, inside the Mondego estuary (Fig. 5). *L. aurata* and *C. labrosus* presented lower PCB concentration than *L. ramada*. These two species are marine estuarine opportunists, entering the estuary regularly in substantial numbers, particularly as juveniles, but use near shore marine waters as a preferential habitat (Fig. 5). On the other hand, *L. ramada* concentration increased with age, since this species spends its entire lifespan inside or near the estuarine system, only migrating to the sea to spawn (Fig. 5). According to Baptista et al. (2013) species that spend more time in the Mondego estuary present higher PCB concentration than species that spend less time in the estuary. According to Tavares et al. (2011), *L. aurata* mercury contamination, in the Mondego estuary, decreased with fish age. The decrease of this bioaccumulative pollutant can be explained by the ecology of the species that tend to spend most of the time in the coastal area and not inside the estuarine system, which can lead to a low uptake of contaminants. This can also explain the fact that PCBs increased very slowly in *L. aurata* individuals. As a catadromous species, *L. ramada* has the capacity to osmoregulate even in fresh water (Cardona et al., 2008). Furthermore, this species is often found in more contaminated areas (Kottelat and Freyhof, 2007), and is more tolerant to coastal organic pollution and eutrophication (Boglione et al., 2006).

The relation between species concentration and age is not well established in literature. This relation can occur due to extended exposure to contaminants in older fish. Nevertheless, a wide range of variables can affect bioaccumulation, such as growth rate, diet and lifespan location. The relation between concentration/age is only observed in *L. ramada* corresponding to the only species that spent the entire life cycle inside the estuarine system.

In the Mondego estuary, the three mullet species have similar feeding behavior, being detritivorous and omnivorous. Mugilidae are characterized by a wide range of feeding adaptations in the estuarine environment according to the trophic availability (Zouiten et al., 2008). Each species is able to utilize the food distributed from the thin water surface film to the bottom mud, either by direct grazing or using plant-detritus food chain (Boglione et al., 2006). Dietary intake is recognized as the main source of PCB contamination, and increases in high trophic level species (Bocquené and Abarnou, 2013; Brázová et al., 2012), even though, the mullet species from the Mondego estuary present differences in their concentration despite their similar food resources.

4.2. PCBs congeners

PCBs 101, 118, 138, 149, 153, 170 and 180 are high chlorinated congeners, and presented higher contribution for PCB contamination in the three mullet species from the Mondego estuary. High chlorinated congeners are slowly eliminated metabolically (Stapleton et al., 2001; Wu et al., 2008), less volatile and more resistant to microbial degradation (Bazzanti et al., 1997; Zhou et al., 2001), therefore more persistent in the environment. So, once in the organism they tend to bioaccumulate, as they are not readily metabolized and excreted (Borga et al., 2001).

The predominant congeners for the three mullet species were PCB 138 and 153, which are, usually, the prevailing in biological samples (Antunes et al., 2007; Bocquené and Abarnou, 2013).

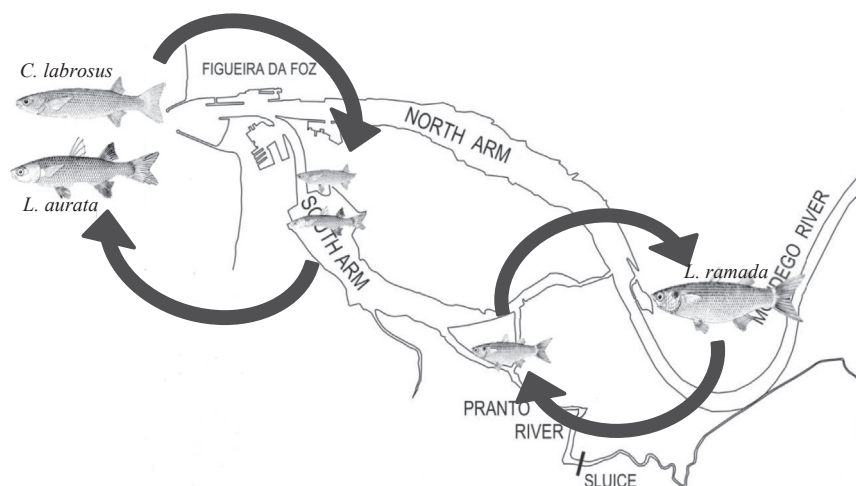


Fig. 5. *C. labrosus*, *L. aurata* and *L. ramada* lifespan location in the Mondego estuary.

According to Ulbrich and Stahlmann (2004) these congeners have great impact in human health. Moreover, PCBs 101, 118, 138 and 153 are toxic for humans, by increasing tumor promoting activity, oxidative stress, and also leading to DNA damage (Marabini et al., 2011).

PCBs 118, 138 and 153 increased their concentration with age in *L. ramada*, due to the species ecology, lifespan and diet. On the other hand, these congeners concentration in *L. aurata* and *C. labrosus* remain constant with age, also due to these species ecology (Marabini et al., 2011).

4.3. Fishing, aquaculture and human impact

Mugilidae family has a great economic importance in many countries, such as Egypt (El-Halfawy et al., 2007), Italy or Greece (Hotos et al., 2002). Mulletts are suitable fishes for aquaculture purposes in brackish and fresh water ponds (Arruda et al., 1991). In Italy the aquaculture practice of these three species is very common, using cultured-based fisheries (valliculture) (<http://www.fao.org>, 2011).

L. ramada is the most common species captured for human consumption, due to its great nutritious value and as an alternative food resource (El-Halfawy et al., 2007), and can achieve high market prices (Hotos et al., 2002; Mousa, 2010). This species is a very abundant despite its the massive fishing. Though, this species accumulate PCBs along its different age groups, which can lead to possible health risks in estuaries more contaminated than the Mondego.

Human exposure by PCBs is mostly through food products (Marabini et al., 2011; Ulbrich and Stahlmann, 2004). Though, PCBs levels in food have been gradually decreasing in the environment, since environmental legislation on use and disposal of PCBs was introduced by the European Union (<http://www.efsa.europa.eu>, 2011). The European Union has recommended a tolerance limit of 75 ng g^{-1} (wet wt.), for the sum of the six ecological indicators (IUPAC $\Sigma_{6\text{ICES}}$ 28, 52, 101, 138, 153 and 180), for fish muscle and fishery products (Commission Regulation (EU) No 1259/2011). In the Mondego estuary, *L. ramada* presented the higher concentration of the three mullet species. *L. ramada* concentration varied between $1\text{--}9 \text{ ng g}^{-1}$ (wet wt.), whereas *L. aurata* was around 1 ng g^{-1} (wet wt.) and *C. labrosus* varied between $0.25\text{--}1 \text{ ng g}^{-1}$ (wet wt.). The human consumption of *L. ramada*, *L. aurata* and *C. labrosus*, and the implementation of aquaculture units in medium

contaminated estuaries can be made safely, since these species presented values far below the concentration limit.

5. Conclusions

PCB concentration was measured in three mullet species (*C. labrosus*, *L. aurata* and *L. ramada*) from the Mondego estuary. *L. ramada* presented higher concentration and its concentration increased along its different age groups. *C. labrosus* and *L. aurata* concentration remained stable along the different age groups. This dissimilarity in the PCBs accumulation in the different species emphasizes the importance of studying specific accumulation behavior in different species. The main factors that influenced PCB accumulation in the mullet species were the time spent in the estuary and probably their diet, rather than lipid content. Higher chlorinated congeners contributed more for the accumulation in the mullet species, and the congeners with higher concentration were PCB 138 and 153.

Mullet species are often used in aquaculture, and can achieve high market prices. PCB concentration in all samples of the studied mullet species were found to be below the limits stated by EU regulations (75 ng g^{-1} , wet wt.).

Acknowledgments

The authors wish to thank all the colleagues that helped in the field and laboratory work. This work was supported by FCT (Fundação para a Ciência e Tecnologia) through a PhD grant attributed to J. Baptista (SFRH/ BD/ 48262/ 2008), funded by Programa Operacional Potencial Humano of QREN Portugal and by the Portuguese budget through the Ministry of Science Technology and Education. P. Pato acknowledges a postdoctoral fellowship from FCT (SFRH/ BPD/ 35068/ 2007). The authors, also, wish to thank the reviewers for their comments, which helped improve the manuscript.

References

- Almeida, P.R., 1996. Estuarine movement patterns of adult thin-lipped gray mullet, *L. ramada* (Risso) (Pisces, Mugilidae), observed by ultrasonic tracking. *J. Exp. Mar. Biol. Ecol.* 202, 137–150.
- Almeida, P.R., 2003. Feeding ecology of *Liza ramada* (Risso, 1810) (Pisces, Mugilidae) in a south-western estuary of Portugal. *Estuarine Coastal Shelf Sci.* 57, 313–323.

- Antunes, P., Gil, O., Ferreira, M., Vale, C., Reis-Henriques, M.A., 2007. Depuration of PCBs and DDTs in mullet under captivity clean conditions. *Chemosphere* 67, S58–S64.
- Arruda, L.M., Azevedo, J.N., Neto, A.I., 1991. Age and growth of the gray mullet (Pisces, *Mugilidae*) in the Ria de Aveiro (Portugal). *Sci. Mar.* 55 (3), 497–504.
- Baptista, J., Pato, P., Pereira, E., Duarte, A.C., Pardal, M.A., 2013. PCBs in the fish assemblage in a Southern European estuary. *J. Sea Res.* 76, 22–30.
- Baker, R.T.M., Handy, R.D., Davies, S.J., Snook, J.C., 1998. Chronic dietary exposure to copper affects growth, tissue lipid peroxidation, and metal composition of the gray mullet, *Chelon labrosus*. *Mar. Environ. Res.* 45, 357–365.
- Bazzanti, M., Chiavarini, S., Cremisini, C., Soldati, P., 1997. Distribution of PCB congeners in aquatic ecosystems: a case study. *Environ. Int.* 23, 799–813.
- Bilbao, E., Raingard, D., Diaz de Cerio, O., Ortiz-Zarragoitia, M., Ruiz, P., Izagirre, U., Orbea, A., Mari Gómez, I., Cajaraville, M.P., Cancio, I., 2010. Effects of exposure to Prestige-like heavy fuel and to perfluorooctane sulfonate on conventional biomarkers and target gene transcription in the thick-lip gray mullet *Chelon labrosus*. *Aquat. Toxicol.* 98, 282–296.
- Bodiguel, X., Loizeau, V., Le Guellec, A.-M., Rounsard, F., Philippon, X., Mellon-Duval, C., 2009. Influence of sex, maturity and reproduction on PCB and p,p'DDE concentrations and repartitions in the European hake (*Merluccius merluccius*, L.) from the Gulf of Lions (N.W. Mediterranean). *Sci. Total Environ.* 408, 304–311.
- Boglione, C., Costa, C., Giganti, M., Cecchetti, M., Di Dato, P., Scardi, M., Cataudella, S., 2006. Biological monitoring of wild thicklip gray mullet (*Chelon labrosus*), golden gray mullet (*Liza aurata*), thinlip mullet (*Liza ramada*) and flathead mullet (*Mugil cephalus*) (Pisces: Mugilidae) from different Adriatic sites: meristic counts and skeletal anomalies. *Ecol. Indic.* 6, 712–732.
- Borga, K., Gabrielsen, G.W., Skaare, J.U., 2001. Biomagnification of organochlorines along a Barents Sea food chain. *Environ. Pollut.* 113, 187–198.
- Bocquené, G., Abarnou, A., 2013. Organochlorinated pesticides, PCBs, dioxins, and PBDEs in gray mullet (*Liza ramada*) and allis shads (*Alosa alosa*) from the Vilaine estuary (France). *Environ. Sci. Pollut. Res.* 20, 667–675.
- Brázová, T., Hanzelová, V., Miklivosá, D., Šalgovičová, D., Turčeková, L., 2012. Biomonitoring of polychlorinated biphenyl (PCBs) in heavily polluted aquatic environment in different fish species. *Environ. Monit. Assessment* 184, 6553–6561.
- Cardona, L., Hereu, B., Torras, X., 2008. Juvenile bottlenecks and salinity shape grey mullet assemblages in Mediterranean estuaries. *Estuarine Coastal Shelf Sci.* 77, 623–632.
- Coelhan, M., Strohmeier, J., Barlas, H., 2006. Organochlorine levels in edible fish from the Marmara Sea, Turkey. *Environ. Int.* 32, 775–780.
- Commission of the European Communities, 1999. E.U. Commission Decision 1999/788/EC of December 3, 1999 on Protective Measures with Regard to Contamination by Dioxins of Certain Products of Porcine and Poultry Origin Intended for Human or Animal Consumption. G.U.EU-L 310/62 of 04/12/1999.
- El-Halfawy, M.M., Ramadan, A.M., Mahmoud, W.F., 2007. Reproductive biology and histological studies of the gray mullet, *Liza ramada*, (Risso, 1826) in Lake Timsah, Suez Canal. *Egypt J. Aquat. Res.* 33, 434–454.
- Fu, C.-T., Wu, S.-C., 2005. Bioaccumulation of polychlorinated biphenyls in mullet fish in a former ship dismantling harbor, a contaminated estuary, and nearby coastal fish farms. *Mar. Pollut. Bull.* 51, 932–939.
- Hotos, G.N., Avramidou, D., Ondrias, I., 2002. Reproduction biology of *L. aurata* (Risso, 1810), (Pisces Mugilidae) in the lagoon of Klisova (Messolonghi, W. Greece). *Fish Res.* 47, 57–67.
- Howell, N.L., Suarez, M.P., Rifai, H.S., Koenig, L., 2008. Concentrations of polychlorinated biphenyls (PCBs) in water, sediment, and aquatic biota in the Houston Ship Channel, Texas. *Chemosphere* 70, 593–606.
- (<http://www.efsa.europa.eu>) (accessed 22.11.2011).
- (<http://www.fao.org>) (accessed 05.12.2011).
- (<http://www.fishbase.org>) (accessed 04.04.2013).
- Kottelat, M., Freyhof, J., 2007. In: Kottelat, Freyhof (Eds.), *Handbook of European Freshwater Fishes*. p. 465.
- Lána, R., Vávrová, M., Čáslavský, J., Skoumalová, M., Bílková, A., Šucman, E., 2008. PCBs in samples from the environment of the Southern Moravia Region, Czech Republic. *Bull. Environ. Contam. Toxicol.* 81, 574–577.
- Licata, P., Di Bella, G., Dugo, G., Naccari, F., 2003. Organochlorine pesticides, PCBs and heavy metals in tissues of the mullet species *Liza aurata* in Lake Ganzirri and Straits of Messina (Sicily, Italy). *Chemosphere* 52, 231–238.
- Marabini, L., Calò, R., Fucile, S., 2011. Genotoxic effects of polychlorinated biphenyls (PCB 153, 138, 101, 118) in a fish cell line (RTG-2). *Toxicol. In Vitro* 25, 1045–1052.
- Masmoudi, W., Romdhane, M.S., Khérji, S., El Cfsi, M., 2007. Polychlorinated biphenyls residues in the golden gray mullet (*Liza aurata*) from Tunis Bay, Mediterranean Sea (Tunisia). *Food Chem.* 105, 72–76.
- Matthiessen, P., Law, R.J., 2002. Contaminants and their effects on estuarine and coastal organisms in the United Kingdom in the late twentieth century. *Environ. Pollut.* 120, 739–757.
- Mousa, M.A., 2010. Induced spawning and embryonic development of *Liza ramada* reared in freshwater ponds. *Anim. Reprod. Sci.* 119, 115–122.
- Narbonne, J.F., 1979. Polychlorinated biphenyls accumulation in gray mullets (*Chelon labrosus*): effect of age. *Bull. Environ. Contam. Toxicol.* 22, 65–68.
- Nunes, M., Marchand, P., Vernisseau, A., Le Bizec, B., Ramos, F., Pardal, M.A., 2011. PCDDs/Fs and dioxine-like PCBs in sediment and biota from the Mondego estuary (Portugal). *Chemosphere* 83, 1345–1352.
- Pereira, P., Vale, C., Ferreira, A.-M., Pereira, E., Pardal, A.M., Marques, J.C., 2005. Seasonal variation of surface sediments in Mondego river estuary. *J. Environ. Sci. Health A* 40, 317–329.
- Stapleton, H.M., Letcher, R.J., Baker, J.E., 2001. Metabolism of PCBs by the deepwater Sculpin (*Myoxocephalus thompsoni*). *Environ. Sci. Technol.* 35, 4747–4752.
- Tavares, S., Oliveira, H., Coelho, J.P., Pereira, M.E., Duarte, A.C., Pardal, M.A., 2011. Lifespan Mercury accumulation pattern in *Liza aurata*: Evidence from two southern European estuaries. *Estuarine Coastal Shelf Sci.* 94, 315–321.
- Trocino, A., Majolini, D., Xiccato, G., 2009. PCBs contamination in farmed European sea bass from different Italian rearing systems. *Chemosphere* 76, 250–254.
- Ulbrich, B., Stahlmann, R., 2004. Development toxicity of polychlorinated biphenyls (PCBs): a systematic review of experimental data. *Arch. Toxicol.* 78, 252–268.
- Vale, C., Ferreira, A., Caetano, M., Brito, P., 2002. Elemental composition and contaminants in surface sediments of the Mondego river estuary. In: Pardal, M.A., Marques, J.C., Graça, M.A. (Eds.), *Aquatic Ecology of the Mondego River Basin. Global Importance of Local Experience*. Imprensa da Universidade de Coimbra, Coimbra, pp. 243–256.
- Wu, J.-P., Luo, X.-J., Zhang, Y., Luo, Y., Chen, S.-J., Mai, B.-X., Yang, Z.-Y., 2008. Bioaccumulation of Polybrominated diphenyl ethers (PBDEs) and polychlorinated biphenyls (PCBs) in wild aquatic species from and electric waste (e-waste) recycling site in South China. *Environ. Int.* 34, 1109–1113.
- Zhou, J.L., Maskouki, K., Qiu, Y.W., Hong, H.S., Wang, Z.D., 2001. Polychlorinated biphenyls congeners and organochlorine insecticides in the water column and sediments of Daya Bay, China. *Environ. Pollut.* 113, 373–384.
- Zouiten, D., Khemis, I.B., Besbes, R., Cahu, C., 2008. Ontogeny of the digestive tract of thick lipped gray mullet (*Chelon labrosus*) larvae reared in “mesocosmos”. *Aquaculture* 279, 166–172.